



Insulated Structures

Efficiency At Work

GLASS SIDED JUMBO ISLAND FREEZER



Standard Specifications

- | | |
|------------------------------|----------------------------------|
| • Powder Coated Wire Shelves | • Valves (Brass Thermostatic) |
| • LED Lights | • 2 x Probes (Air Off & Defrost) |
| • Product Dividers | • Standard Coil |
| • Return Air Guard | • Aluminum Ticket Rails |
| • Shaded Pole Fans | • Electronic Display |

Optional Specifications

- Glass Tops Slider

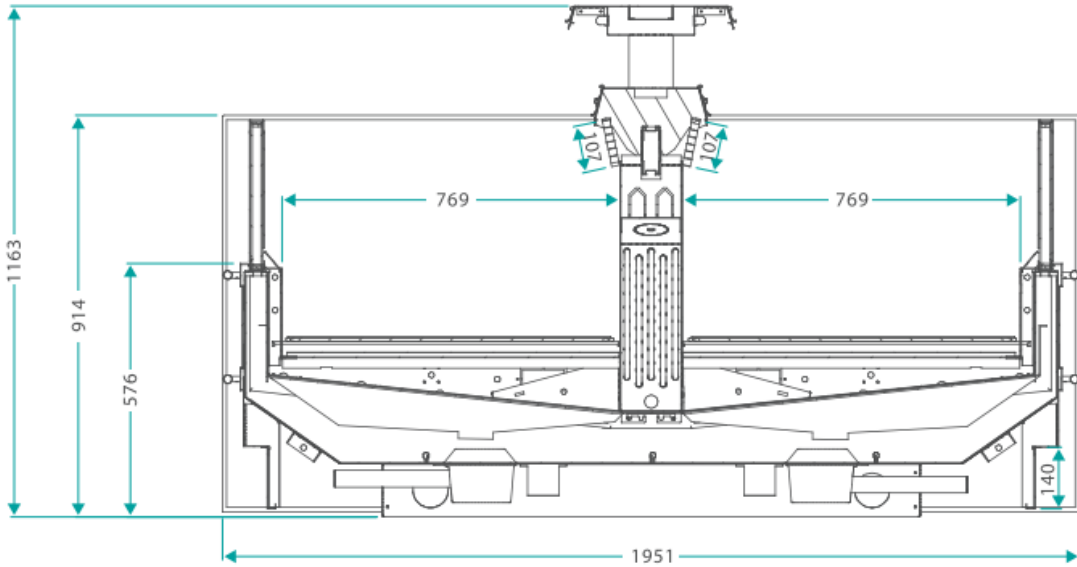
Leaders in world class innovation for bespoke end to end energy efficient refrigeration solutions



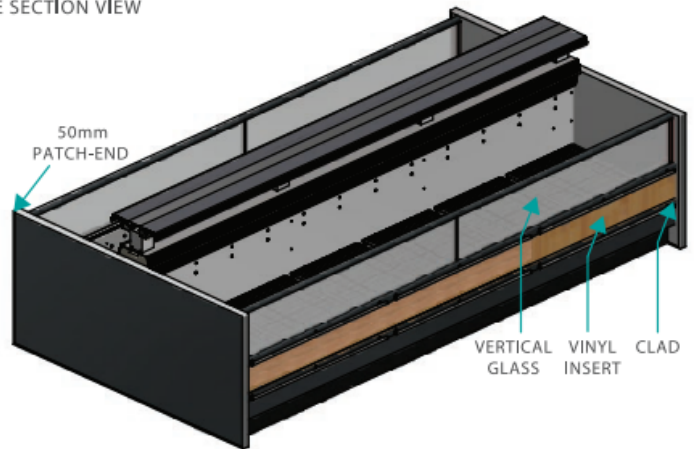
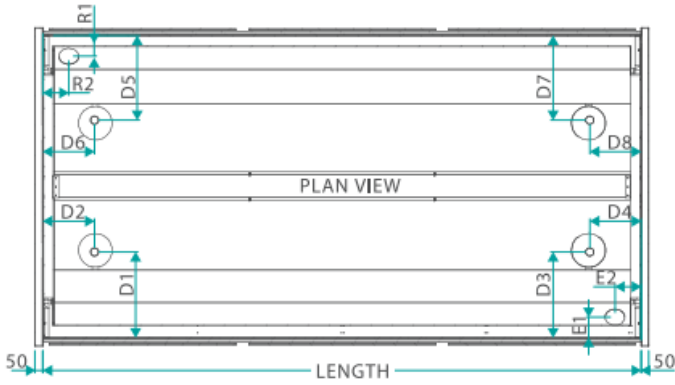
Insulated Structures

Efficiency At Work

GLASS SIDED JUMBO ISLAND FREEZER



SIDE SECTION VIEW



Physical Properties		
Size	Length (m)	TDA (m ²)
6ft	2.44	0.77
8ft	3.66	0.98

Drain, Electrical and Refrigeration Points												
D1	D2	D3	D4	D5	D6	D7	D8	E1	E2	R1	R2	
210mm	380mm	210mm	380mm	540mm	320mm	540mm	320mm	400mm	150mm	540mm	570mm	
210mm	380mm	210mm	380mm	540mm	320mm	540mm	320mm	400mm	150mm	540mm	570mm	

Refrigeration Requirements	
Refrigeration	Evaporation Temp
270W/ft	-32 °C

Electrical Specifications						
Size	Evaporator Fans Fan Blade + Motor	Heaters Anti-Sweat	Heaters Glass Heaters	Heaters Defrost	Heaters Drain	Lighting Case (T8 Tubes)
8ft	4x145-22°/36W (SPM) or 24W (ECM)	3x16W/mx4.88m	4x17W/mx3.1m	2x1600W	4x10W	4x36W
12ft	4x154-22°/36W (SPM) or 24W (ECM)	3x16W/mx7.3m	4x17W/mx4.3m	2x2400W	4x10W	6x36W

Leaders in world class innovation for bespoke end to end energy efficient refrigeration solutions

